

# Quarterly Research Bulletin

## About this bulletin

Welcome to the June edition of the *Quarterly Research Bulletin*, produced by the [Corporate Research Unit](#).

This bulletin presents a round up of recently published research, relevant to policy and practice, and is aimed at those working across the Tower Hamlets Partnership.

In addition to external research, the bulletin also aims to highlight research going on in-house and offers a platform for sharing and promoting research taking place across the Partnership.

## Let us know what you are up to!

We are keen to hear about your research so we can share it with others. This might be the results of surveys, commissioned research, data analysis, focus group findings - basically anything you think others may be interested in, or could learn from. The next bulletin is due out in August and contributions gratefully received by the end of July. Please forward to [lorna.spence@towerhamlets.gov.uk](mailto:lorna.spence@towerhamlets.gov.uk) or ring to discuss on 020 7364 4014.

**Mailing list:** Previous editions of this bulletin are available on the Intranet:

[http://towernet/Intranet/staff\\_services/business\\_planning/corporate\\_policy/quarterly\\_research\\_bulletin.aspx](http://towernet/Intranet/staff_services/business_planning/corporate_policy/quarterly_research_bulletin.aspx)

The bulletin is also disseminated via email. If you or any of your colleagues would like to be added to the circulation list please [email us](#).

**Tip:** If you experience any problems in accessing web-links, right-click on the link and select 'open hyper-link' or 'open web-link in browser'. Alternatively, just copy and paste the address directly into your web browser. The bulletin can also be supplied in word format.

## CONTENTS

<b>Research and data: What's new</b>	<b>2</b>
Annual Residents Survey 2010-11	2
Indices of Deprivation	3
Health and Lifestyle Survey	3
Economic forecasts	4
Skills and employment observatory	4
Child poverty	4
Child obesity in London	4
<b>Research digest: Emerging research</b>	<b>5</b>
A Great Place to Live	5
A Prosperous Community	7
A Safe and Supportive Community	11
A Healthy Community	12
One Tower Hamlets	14
<b>Research resources</b>	
Useful alerting services	16

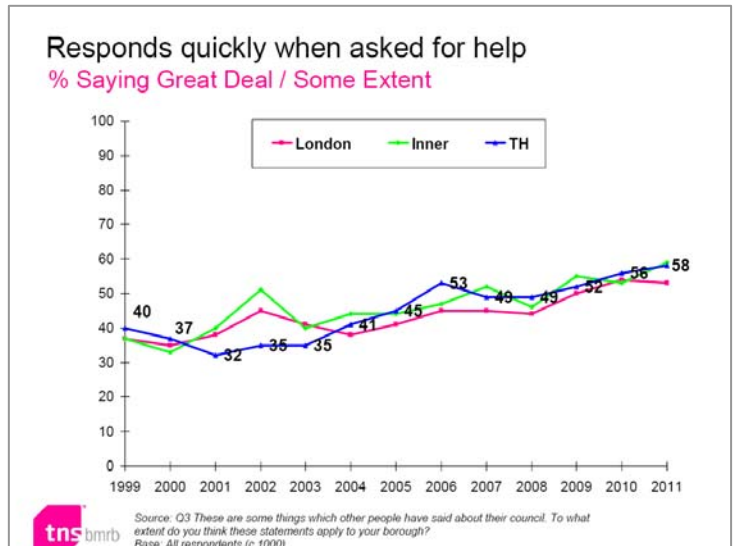
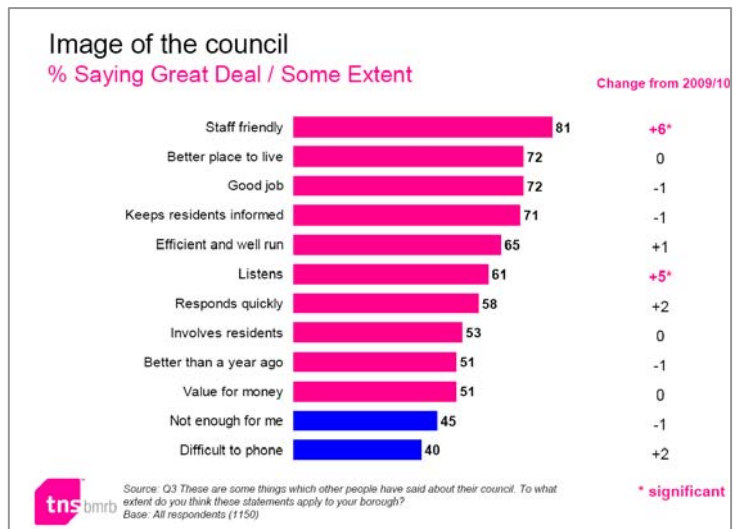
## Annual Residents Survey 2010-11 results

The Tower Hamlets Annual Residents Survey results for 2010-11 are now available. The survey has been running for 13 years and explores residents' opinions about the Council, services and the local area.

The 2010-11 survey took place between 10th January – 6th February 2011 and involved interviews with 1,150 residents who were reflective of the borough population.

Key findings include:

- Views about the image of the council continue to show good improvement and the borough now outperforms London on some aspects of its image.
- Views about ASB problems in the borough also continue to improve with levels of concern falling across key areas.
- Of the 22 service areas considered, satisfaction ratings have improved for 3 services, worsened for 3 and remained similar to last year's for 16 services.
- Views about the long term benefits of 2012 for local residents have become less positive over the year.
- Concern over economic issues (ie lack of jobs and rising prices/interest rates) has risen and is now at its highest level since the survey began. Concern has fallen about the level of crime, council tax and traffic congestion in the borough.
- Overall, the borough's performance relative to London has shown some improvement over the year.
- Long term data back to 1998/99 show a clear trend of improved perceptions across most areas.



### More information

Research Briefing 2011-02 *Annual Residents Survey Results 2010-11* provides a fuller analysis of the results. For a copy please contact Lorna Spence in the Corporate Research Unit: [lorna.spence@towerhamlets.gov.uk](mailto:lorna.spence@towerhamlets.gov.uk) / 020 7364 4014.

### Indices of Deprivation 2010 (Research Briefing 2011-03)

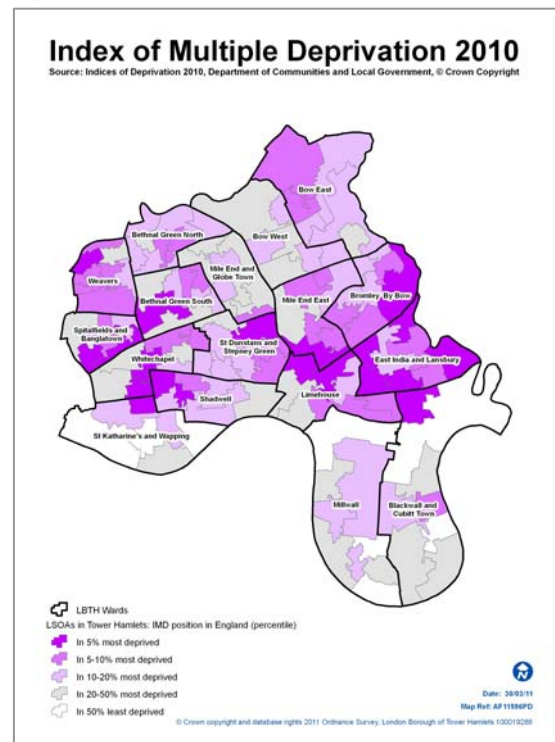
The [Indices of Deprivation 2010](#) (ID2010) provide a relative measure of deprivation for small areas across England. A new set of indices were published by CLG in March 2011 and these replace the ID2007 as the official measure of deprivation in England.

A research briefing has been produced that summarises the data as they relate to Tower Hamlets. The analysis shows that the borough remains one of the most deprived areas in the country and that deprivation is widespread.

The borough fares worst on measures that relate to housing and income deprivation, especially income deprivation affecting children and older people.

#### More information

For a copy of this research briefing please email Lorna Spence in the Corporate Research Unit: [lorna.spence@towerhamlets.gov.uk](mailto:lorna.spence@towerhamlets.gov.uk)



### Tower Hamlets Health and Lifestyle Survey

Results from the Health and Lifestyle Survey are now available on NHS Tower Hamlets website: <http://www.towerhamlets.nhs.uk/about-us/public-health/our-priorities/health-and-lifestyle-survey/>.

In 2008, NHS Tower Hamlets (formerly Tower Hamlets PCT) commissioned Ipsos MORI to undertake a comprehensive survey to examine key health and lifestyle indicators in the borough, including smoking rates, dietary information, alcohol consumption, exercise and mental wellbeing.

The survey sample was large and covered 2,772 adults, including a special boost of Bangladeshi residents to ensure ethnic differentials could be explored effectively. The survey was carried out on face to face basis and respondents were chosen at random (ie random probability survey).

The survey was designed to improve the quality of local data on health and lifestyle indicators. Previously, data were either taken as an average from across the country or extracted from a larger survey, and because Tower Hamlets has a very distinct population, there were concerns over the accuracy of such data for the borough. The data are being used to provide baseline data at a borough level on these issues, as well as informing target setting.



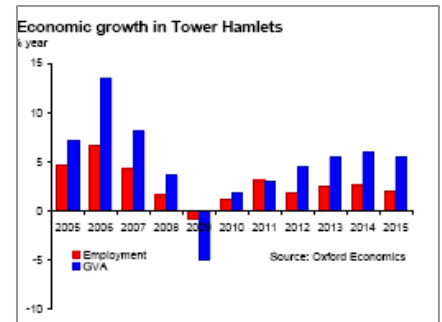
#### More information

NHS Tower Hamlets are keen to ensure that the survey is used to its full potential and would like to hear from anyone who may require analysis from the survey. If you would like to know more, please contact Tim Madelin, Senior Public Health Strategist at NHS Tower Hamlets. Email: [tim.madelin@thpct.nhs.uk](mailto:tim.madelin@thpct.nhs.uk)

### Economic Outlook for London

This report from Oxford Economics summarises the latest economic forecasts for London, and also includes projections of employment and growth for **Tower Hamlets** up to the year 2020. The analysis predicts that job creation in the borough will pick up this year, with the labour market gathering steam over the medium term. This will be driven in the main by business and financial services as the expansion of Canary Wharf continues.

[http://www.oef.com/Free/pdfs/ukmfeat4\\_0411.pdf](http://www.oef.com/Free/pdfs/ukmfeat4_0411.pdf)



### Child poverty – local statistics

The Child Poverty Action Group has published a **child poverty map of UK** which compares child poverty levels across local authorities and parliamentary constituencies. Eight of the ten local authorities with the highest levels of child poverty are London boroughs; Tower Hamlets has the highest level (57 per cent), followed by Islington (46 per cent) and Hackney (44 per cent); and Bethnal Green & Bow has the highest level of all the parliamentary constituencies (57 per cent).

<http://endchildpoverty.org.uk/files/child-poverty-map-of-the-uk-part-one.pdf>

Save the Children has explored the issue of **severe child poverty**. The research finds 29 local authorities in Great Britain have more than one in five children living in severe poverty. The report highlights the main risk factors and concludes that Tower Hamlets and Manchester have the highest severe child poverty rates of all local authorities with 27 per cent.

[http://www.savethechildren.org.uk/assets/images/Severe\\_Child\\_Poverty\\_Nationally\\_And\\_Locally\\_February2011.pdf](http://www.savethechildren.org.uk/assets/images/Severe_Child_Poverty_Nationally_And_Locally_February2011.pdf)

### Childhood Obesity in London

This report from GLA economics profiles the prevalence and nature of Child Obesity in the capital. The report also considers the current cost of publicly funded treatment of obesity and its associated consequences – these are estimated to be £7.1 million a year for London.

<http://www.london.gov.uk/publication/childhood-obesity-london>



### Experience of poverty and ethnicity in London

This research from the Joseph Rowntree Foundation examines the correlation between people from different ethnic backgrounds living in poverty; makes comparisons between the experience of people from the Bangladeshi, Somali and white British community living on a low income; and explores the key financial and social issues communities face in Haringey and Tower Hamlets. The research was part of a larger national programme of work by JRF on how poverty and ethnicity interact.

London report: <http://www.jrf.org.uk/publications/experience-poverty-and-ethnicity-london>

JRF ethnicity and poverty research <http://www.jrf.org.uk/work/workarea/poverty-and-ethnicity>



### London Skills & Employment Observatory (LSEO)

The LSEO website has recently been updated. The site aims to share data and research on skills and employment in London. The website draws together existing sources of data, research and projections on the London labour market and presents them in one place. The site includes borough level data on labour market topics and also hosts a useful digest of recently published research in this area. <http://lseo.org.uk/>

*This section provides a round up of recently published research, organised by Community Plan theme. Click on the web-link to download the report from the internet. **TIP:** If you experience any problems in accessing a document, right-click on the web-link and select 'open hyper-link' or 'open web-link in browser'. Alternatively, just copy and paste the address directly into your web browser.*

### Abbreviations

CLG – Communities and Local Government  
DWP – Department for Work and Pensions  
JRF – Joseph Rowntree Foundation  
GLA – Greater London Authority

DFE – Department for Education  
DCMS – Department of Culture, Media and Sport  
TFL – Transport for London  
LGA – Local Government Association

## A GREAT PLACE TO LIVE

### Housing and planning

#### **The good, the bad and the ugly: housing demand 2025**

This research by the Institute of Public Policy Research projects that there could be a shortfall of 750,000 homes across England by 2025, with London facing a housing gap of 325,000 homes. The analysis, which offers three different economic scenarios for housing demand, warns that the social housing sector will be under extreme pressure irrespective of how the economy performs.

[http://www.ippr.org/index.php?option=com\\_ippr&view=publication&id=1829&Itemid=55](http://www.ippr.org/index.php?option=com_ippr&view=publication&id=1829&Itemid=55)

#### **Costing an enhanced decent homes standard: final report**

This report, by the Centre for Sustainable Energy and the Metropolitan Housing Partnership for the Greater London Authority, identifies the best technical options for improvements relating to sustainable energy, water efficiency and summer overheating in London's social housing stock. The report finds that the most basic measures would cost a minimum of £4bn.

<http://www.london.gov.uk/sites/default/files/costing-enhanced-decent-homes.pdf>

#### **Rough sleeping statistics England - Autumn 2010**

These figures from CLG present the first data released under the requirement for local authorities to produce either a count, verified by Homeless Link, or an estimate based on guidance. The figures show that: single night counts and estimates during the autumn and winter identified 1,768 rough sleepers; London has the highest regional total, an estimated 415 on any given night.

<http://www.communities.gov.uk/publications/corporate/statistics/roughsleepingautumn2010>

#### **Moves to independent living: single homeless people's experiences and outcomes of resettlement**

Sheffield University research, based on a survey of 400 people, finds that: 15-18 months after moving to private rented accommodation, less than 50 per cent had remained in their new home; 12 per cent had returned to hostels or rough sleeping; and social housing tenants had accumulated average rent arrears of just over £100 and private tenants £305.

[http://www.centrepoin.org.uk/media/57906/for-home\\_final\\_report.pdf](http://www.centrepoin.org.uk/media/57906/for-home_final_report.pdf)

#### **Two year review of the Local Housing Allowance**

This analysis by DWP assesses the impact of the allowance arrangements on tenants, landlords and other external organisations against the original policy objectives of fairness, choice, transparency, personal responsibility, improved administration, and reducing barriers to work.

<http://www.dwp.gov.uk/local-authority-staff/housing-benefit/claims-processing/local-housing-allowance/evaluation/>

### **An Audit of London burial provision**

This audit was commissioned by the Greater London Authority and provides information on the demand for, and supply of, new space for burials across every local authority in the capital.

<http://www.london.gov.uk/sites/default/files/Audit%20of%20London%20Burial%20Provision.pdf>

## **Culture and sport**

### **Culture and regeneration - What evidence is there of a link and how could it be measured?**

This report from GLA economics assesses how much evidence exists about the evaluations of culture-led regeneration schemes. The review shows mixed results and some uncertainty of the impact of culture-led regeneration.

<http://tinyurl.com/3hdl9tq>

### **Estimating the contribution of leisure day visitors to London's tourism industry**

There is currently a lack of official tourism day visitor data available for London. To fill this gap, in 2008, the London Development Agency commissioned an Omnibus Survey to provide timely tourism day visitor estimates for the capital. The data show that London is estimated to have attracted 181 million leisure tourism day visits in 2008.

<http://www.london.gov.uk/publication/estimating-contribution-leisure-day-visitors-londons-tourism-industry>

### **Points-based visa system and the culture sector**

This report, from the Greater London Authority Intelligence Unit, analyses findings from an online survey canvassing the views of arts and culture organisations and higher education institutes on the potential impacts of the points based immigration system on the sector in London.

<http://www.london.gov.uk/sites/default/files/arts-visa-survey-results.pdf>

## **Transport and environment**

### **Projections for congestion growth in London up to 2031 and current policy responses**

This report from the London Assembly Transport Committee contains a range of key facts and figures about traffic congestion in the capital.

<http://www.london.gov.uk/sites/default/files/Road%20Congestion%20Discussion%20Document%20-%20FINAL%20DRAFT%20-%2028%2002%202011.pdf>

### **Carrots and sticks: a review of waste financial reward and compulsory recycling schemes**

This analysis, published by the London Assembly Environment Committee, finds that any recycling behaviour change incentive schemes must specifically address London issues such as housing stock, transient populations and equality of access. The report also finds that a comprehensive evidence base is needed to ensure schemes are effective and that weight-based reward schemes could have unintended consequences.

<http://www.london.gov.uk/publication/carrots-and-sticks>

### **Casualties in Greater London during 2010**

This briefing from Transport for London shows that: the overall number of people killed or seriously injured (KSIs) fell 57 per cent from a average 6,684 a year in mid-to-late 1990s to 2,886; pedal cyclist KSIs fell 60 per cent since the mid-to-late 1990s; pedestrian KSIs fell 13 per cent since 2009 (1,055 to 913); car occupant KSIs fell 12 per cent since 2009 (818 to 722); and motorbike / scooter KSIs fell 13 per cent (706 to 615) since 2009. The briefing also provides borough level breakdowns.

<http://www.tfl.gov.uk/assets/downloads/Cycling/casualties-in-greater-london-2010.pdf>

### **Annual London survey 2011**

The GLA's annual survey of Londoners finds: 77 per cent are satisfied with the capital, and 79 per cent with their neighbourhood, as a place to live; 46 per cent think that transport is the best thing about living in London; three out of 10 regard the regeneration of East London as the most important long term benefit of hosting the Olympics in 2012; and concern about education & training have moved higher up the list of Londoners' priorities.

<http://www.london.gov.uk/get-involved/consultations/annual-london-survey/2011>

## **A PROSPEROUS COMMUNITY**

### **Economy and labour market**

#### **London's Economy Today**

This monthly e-bulletin, from GLA economics, features the most up to date information on the state of London's economy. The May 2011 edition includes updates on employment, unemployment, inward investment, passenger numbers, business activity and consumer confidence.

<http://www.london.gov.uk/londons-economy-today>

#### **GLA forecasts: London's Economic Outlook: Spring 2011**

This report outlines the latest economic projections from the GLA for London. The medium-term planning projections suggest that London's Gross Value Added (GVA) growth rate should be 2.0 per cent in 2011. Growth should increase to 2.6 per cent in 2012 and 2.9 per cent in 2013.

<http://www.london.gov.uk/publication/london-economic-outlook-spring-2011>

#### **A Fairer London: the 2011 living wage in London**

The new London Living wage for 2011 has been set at £8.30 per hour, a 5.7 per cent increase on 2010, the largest annual rise and a 24 per cent increase since its introduction in 2005. This report from GLA Economics explains the rationale behind the living wage calculations.

<http://www.london.gov.uk/publication/fairer-london-2011-living-wage-london>

#### **Job search study: literature review and analysis of the Labour Force Survey (LFS)**

This study (by Warwick University Institute for Employment Research for DWP) explores the role of the Internet in looking for work and provides a literature review on the use of social networks and psychological factors in job seeking. The report identifies a dynamic and complex digital divide in the use of the internet, shaped by both exclusion and choice, and the key role played in job search by friends, relatives and acquaintances.

<http://research.dwp.gov.uk/asd/asd5/rports2011-2012/rrep726.pdf>

#### **What would Maggie do? Why the Government's policy on enterprise zones needs to be radically different to the failed policy of the 1980s**

This analysis from the Centre for Cities evaluates the effectiveness of enterprise zones introduced in the 1980s and finds they had mixed results, were too costly, created too few jobs, and few had long lasting effects on local economies. The report argues that Local Growth Zones which could be tailored to local economic needs would be a better alternative.

<http://www.centreforcities.org/assets/files/2011%20Research/11-02-25%20Enterprise%20Zones.pdf>

#### **Employment security of social housing tenants in London**

This analysis from the GLA's Intelligence Unit uses data from the Annual Population Survey to examine some key indicators of employment security and compares the characteristics of people resident in social housing with both those in the private rented sector and owner occupiers.

<http://www.london.gov.uk/who-runs-london/mayor/publications/society/facts-and-figures/labour-market>

### **Women in the labour market**

Trades Union Congress analysis of Labour Force Survey data shows that: over the past 12 months, male unemployment has fallen by 31,000 (or by 0.3 percentage points), while female unemployment has risen by 71,000 (or 0.5 percentage points); in the third quarter of 2010, the unemployment rate among 16-24 women reached 20 per cent in some areas; and jobs in retail, administration & secretarial, education and health & social work (sectors where women are traditionally employed) have dropped by 34,000, 14,000, 20,000 and 18,000 respectively.

<http://www.tuc.org.uk/extras/womenconference.pdf>

### **Open all hours? Flexible childcare in the 24/7 era**

This research from the Daycare Trust explores the difficulties experienced by parents working atypical hours in arranging childcare, and finds that: 16 per cent of parents work shifts, one in ten work over 40 hours a week, and four in ten work variable hours; lone and low income parents are most likely to work some atypical hours; 67 per cent of parents working atypical hours had difficulties finding appropriate childcare; and over 50 per cent needed childcare to be more affordable.

[http://www.daycaretrust.org.uk/data/files/atypical\\_hours\\_report\\_final\\_march\\_11.pdf](http://www.daycaretrust.org.uk/data/files/atypical_hours_report_final_march_11.pdf)

### **The potential impact of a Tier 4 immigration cap on UK and EU-domiciled students' fees**

This report highlights the potential financial impact of a restriction on non-EU students on London's Higher Education Institutions. Depending on the extent of the restriction on non-EU students, the report finds that tuition fees for UK students could rise by between £300 and £900 per annum.

<http://www.london.gov.uk/publication/potential-impact-tier-4-immigration-cap-uk-and-eu-domiciled-student-fees>

### **Poverty and regeneration**

*Note: see page 4 for a review of local child poverty data recently released.*

### **Living standards during the recession**

This research from the Institute for Fiscal Studies finds that: over the 50 years to 2008, median household incomes increased by about 1.6 per cent per year on average, after taking inflation into account, while during 2008-2011 real household incomes fell by 1.6 per cent, the first time incomes have fallen over a three year period since 1990-1993; and the most important contributory factors are earnings failing to keep pace with inflation and lower interest on savings.

<http://www.ifs.org.uk/bns/bn117.pdf>

### **Trying to get by – consulting with children and young people on poverty**

This research was conducted to ensure that the views of children and young people were represented in the strategies aimed at eradicating child poverty in this country. The report from the Children's Commissioner provided them with an opportunity to tell the Government about their experiences of poverty and deprivation, what this really means to them and how it impacts on their lives. For more information visit:

[http://www.childrenscommissioner.gov.uk/content/publications/content\\_480](http://www.childrenscommissioner.gov.uk/content/publications/content_480)

### **Poverty and inequality in the UK: 2011**

This analysis from the Institute for Fiscal Studies finds that income growth at the top of the income bracket has driven the rise in income inequality between 1996-97 and 2009-10, the poorest 10 per cent experienced lower-than-average growth, and the richest 10 per cent saw very strong income growth, while the very top saw the fastest growth.

<http://www.ifs.org.uk/comms/comm118.pdf>

### **Households below average income data – national and regional poverty data**

The Department for Work & Pensions has released the latest 'Households below average income' data which shows that, in 2009/10: 16.7 per cent of working age adults (or 5.9m people) lived in relative poverty before housing costs, while the percentage of children living in relative poverty fell to 20 per cent. The GLA has also published analysis of the data for London.

DWP: <http://research.dwp.gov.uk/asd/index.php?page=hbai>

GLA: <http://www.london.gov.uk/who-runs-london/mayor/publications/society/facts-and-figures/poverty>

### **Welfare reform**

#### **End of a lifeline? Ending Disability Living Allowance to introduce Personal Independence Payment**

This report summarises the consultation response from the Disability Rights Partnership on the issue of DLA reform. A Disability Alliance survey of 900 people found that: 27 per cent of the DLA recipients were in work and 56 per cent of these said they would have to stop or reduce work if they lost access to support. DRP concludes that the Government proposals are based on an unexplained target to cut DLA expenditure by 20 per cent by 2015/16, which risks denying more than 835,000 disabled people an essential lifeline of support.

<http://www.disabilityalliance.org/r68.pdf>

#### **Not working - CAB evidence on the ESA work capability assessment**

This analysis from the Citizens Advice Bureau finds that high numbers of seriously ill and disabled people have been assessed as 'fit for work' under the work capability assessment, including those with advanced Parkinson's disease and multiple sclerosis. The CAB is calling for a more sophisticated approach which considers medical evidence and other factors as well as ability to undertake a specific task during the test.

[http://www.citizensadvice.org.uk/index/policy/policy\\_publications/er\\_benefitsandtaxcredits/not\\_working.htm](http://www.citizensadvice.org.uk/index/policy/policy_publications/er_benefitsandtaxcredits/not_working.htm)

#### **The Impact of Welfare Reform on affordability for low income private renting families**

This analysis by Shelter and the Chartered Institute of Housing explores the impact of proposed changes to Housing Benefit, including up-rating Local Housing Allowance for private tenants using the Consumer Price Index of inflation rather than local rent prices - the measure that will be used to calculate the housing element of the new Universal Credit. Over time, where rents rise faster than the CPI, this will mean Housing Benefit will cover less and less of the housing costs people face.

<http://tinyurl.com/3elvs9c>

#### **An evaluation of the sanction of housing benefit**

Research for the Department for Work & Pensions provides details from a pilot in eight local authority areas in England and shows that: no sanctions were issued during the pilot period; and early engagement and intervention methods with individuals and households were more likely to lead to sustainable behavioural change than legal or financial incentives or penalties.

<http://research.dwp.gov.uk/asd/asd5/rports2011-2012/rrep728.pdf>

#### **Housing Benefit and welfare reform: impact of the proposed changes on black and minority ethnic communities**

The briefing from the Race Equality Foundation, produced in partnership with Inside Housing, concludes that BME families will be affected disproportionately by Housing Benefit cuts as a result of: larger family sizes, since around half of children of Bangladeshi and Pakistani origin, and around one third of black African heritage, live in families of three or more children, compared to one sixth of their white counterparts; and their concentration in areas, such as London, where there is a wide margin between rents and the Housing Benefit caps.

<http://www.better-housing.org.uk/briefing-paper.asp?id=18>

### **Childcare tax credit survey**

Survey research from the Resolution Foundation and Netmums finds that of the parents currently receiving the childcare element of working tax credit: 68 per cent will have to make significant adjustments to their childcare or working arrangements as a result of the cuts to childcare tax credit; 22 per cent say that they will have to stop working altogether; and a further 29 per cent say that they would have to reduce their working hours.

[http://www.resolutionfoundation.org/media/media/downloads/Childcare\\_Tax\\_Credit\\_Survey.pdf](http://www.resolutionfoundation.org/media/media/downloads/Childcare_Tax_Credit_Survey.pdf)

### **Childcare support and the hours trap**

This research from Gingerbread and the Resolution Foundation finds that: changes in childcare funding under Universal Credit may mean some parents lose over 94p per pound as they increase their working hours; a single parent with one child earning the minimum wage would keep only 6p per pound earned for every hour worked over 24 hours a week; the second earner in a couple with two children on the living wage of £7.20 an hour would keep 9p per pound earned.

[http://www.resolutionfoundation.org/media/media/downloads/Childcare\\_support\\_the\\_hours\\_trap.pdf](http://www.resolutionfoundation.org/media/media/downloads/Childcare_support_the_hours_trap.pdf)

### **The impact of tax and benefit changes announced in Budget 2011 and previously on households in London**

Analysis by the Institute of Fiscal Studies of the impacts of tax and benefit reforms that came into force on 6 April finds that, by 2012/13, London households will be affected more than other regions due to Housing Benefit changes and a high proportion of wealthy households.

<http://www.ifs.org.uk/publications/5542>

## **Education and skills**

### **Academic rigour and social mobility: how low income students are being kept out of top jobs**

This report, published by Centre Forum, finds that low income students are not encouraged to pursue traditionally academic subjects at GCSE or A level, which can impact on their future ability to obtain professional, managerial or technical jobs as they lack the required formal qualifications.

<http://www.centreforum.org/assets/pubs/academic-rigour-and-social-mobility.pdf>

### **What kids are reading: the book reading habits of pupils in British schools 2011**

This research, published by Renaissance Learning, and based on an analysis of the reading habits of 150,220 children in primary and secondary schools, finds that reading levels decline as the children move from primary school to secondary school. The report looks at the types of books read and gender differences in reading.

[http://www.readtoamillionkids.co.uk/about\\_wkar.php](http://www.readtoamillionkids.co.uk/about_wkar.php)

### **Measuring the economic impact of further education**

This research, for the Department for Business, Innovation & Skills, attempts to model and estimate the economic value generated by Government funded post-19 qualifications, including apprenticeships, national vocational qualifications and basic skills qualifications. The report estimates that: FE participants who started a qualification in 2008/09 will generate an extra £75bn for the economy over their working lives; and the return on Government investment for apprenticeships could be around £40 for each £1 of Government funding.

<http://tinyurl.com/3uknosm>

### **Tough times for adult learners: The NIACE survey on adult participation in learning 2011**

Research published by the National Institute of Adult Continuing Education, finds that: the number of adults who have taken part in learning over the last three years has fallen from 43 per cent to 39 per cent; participation of the least skilled and those outside the labour market fell from 30 per cent to 23 per cent; and participation rates among 17 to 24 year olds increased but decreased across all other age groups. <http://shop.niace.org.uk/tough-times-for-adult-learners.html>

### A SAFE AND SUPPORTIVE COMMUNITY

#### Child protection, early years, parenting

##### **Looked after children talking to ChildLine**

This report, published by the NSPCC, shows that there were 83,356 looked after children in the UK on the 31 March 2009, and the number of children counselled by ChildLine during the last five years about being looked after increased 32 per cent from 2,415 to 3,196. The report highlights complaints by children that they felt lost and helpless in the care system, and were deeply unsettled and traumatised after being moved several times a year, some as many as 15 times.

[http://www.nspcc.org.uk/Inform/publications/casenotes/clcasenoteslookedafterchildren\\_wdf80622.pdf](http://www.nspcc.org.uk/Inform/publications/casenotes/clcasenoteslookedafterchildren_wdf80622.pdf)

##### **Evaluation of the child development grant pilot**

This study for the Department for Education examines the impact of the pilot in encouraging economically and disengaged parents, through cash incentives, to use local Sure Start centres and the effects of this on the children's development.

<https://www.education.gov.uk/publications/RSG/AllPublications/Page1/DFE-RR099>

##### **Younger children's views**

A report by the Children's Rights Director for England, sets out the views of children aged under 12 who are receiving social care support or living away from home. A total of 611 children were asked a range of different questions about issues that were important to them including: the most important things in their life; staying safe, bullying, keeping safe when using the Internet, staying healthy; their experience of school and how they keep in touch with their family when they do not live with them.

<http://www.ofsted.gov.uk/Ofsted-home/Publications-and-research/Browse-all-by/Care/Children-s-rights/Younger-children-s-views>

##### **Children on the edge of care**

This research published by Children's Rights Director Dr Roger Morgan and based on the views of 122 looked after children, finds that: 43 per cent believed they would not have entered the care system if they had received more support; 36 per cent said that, even with support for themselves and their families, they would have needed to enter the care system; and 48 per cent thought they should stay in care, while 40 per cent said they should leave care.

<http://www.ofsted.gov.uk/Ofsted-home/Publications-and-research/Browse-all-by/Care/Children-s-rights/Children-on-the-edge-of-care>

#### Social care

##### **State of care in England (2009/10)**

This analysis from the Care Quality Commission finds that while health and social care services have improved in the years leading up to the implementation of the Health & Social Care Act 2008, wide variations in progress remained, and the number of elderly and disabled people in receipt of free care fell by 5 per cent.

[http://www.cqc.org.uk/newsandevents/pressreleases.cfm?cit\\_id=37279&FAArea1=customWidgets.content\\_view\\_1&usecache=false](http://www.cqc.org.uk/newsandevents/pressreleases.cfm?cit_id=37279&FAArea1=customWidgets.content_view_1&usecache=false)

### Community safety

#### **Exploring public confidence in the police and local councils in tackling crime and ASB**

This research report from the Home Office presents findings from 18 discussion groups with local residents held across England and Wales on the reasons underpinning responses to a question in the British Crime Survey, which measured public confidence in the police and local council to tackle crime and antisocial behaviour.

<http://rds.homeoffice.gov.uk/rds/pdfs11/horr50c.pdf>

#### **Teenage kicks : the value of sport in tackling youth crime**

This research from Laureus Sport for Good Foundation presents an evaluation of three sports based projects (The Boxing Academy, Kickz and 2nd Chance) and explores their effectiveness and ability to save the government money by diverting children from crime.

[http://www.laureus.com/files/Teenage%20Kicks\\_Report\\_FINAL.pdf](http://www.laureus.com/files/Teenage%20Kicks_Report_FINAL.pdf)

### A HEALTHY COMMUNITY

For access to more detailed research on this Community Plan theme, visit the East London and the City Alliance Health Intelligence Unit Library Service.

<http://publichealthlibrary.wordpress.com/>

#### **Variations in health care: the good, the bad and the inexplicable**

This analysis from the King's Fund finds persistent and widespread variations across England in the chances of patients receiving surgery for common medical conditions, with 2009/10 admission rates for routine operations, such as hip and knee replacements, varying by up to 400 per cent between the primary care trusts with the highest and lowest rates. The report recommends increasing shared decision-making to incorporate patients' assessments of their needs.

[http://www.kingsfund.org.uk/publications/healthcare\\_variation.html](http://www.kingsfund.org.uk/publications/healthcare_variation.html)

#### **Early years interventions to address health inequalities in London - the economic case**

This research, published by GLA Economics, shows how early years interventions provide high returns on investment for individuals and society.

<http://www.london.gov.uk/sites/default/files/Early%20Years%20report%20OPT.pdf>

#### **Dementia care in London**

This Institute for Public Policy Research Briefing explores the issue of how best to provide high-quality care for the increasing numbers of people with dementia. The number of people with dementia is set to double to 1.4 million in the next 30 years and the costs are expected to treble. The briefing identifies areas of unmet need, highlights problems with current provision, and draws attention to models of best practice.

[http://www.ippr.org/index.php?option=com\\_ippr&view=publication&id=1830&Itemid=55](http://www.ippr.org/index.php?option=com_ippr&view=publication&id=1830&Itemid=55)

#### **Specialist drug and alcohol services for young people - a cost benefit analysis**

This report by Frontier Economics for the Department for Education studies the 24,000 young people who received specialist drug and alcohol treatment in the UK in 2008/09, finding that the cost of providing specialist treatment is significantly outweighed by the immediate and long-term benefits associated with these treatment services. Immediate benefits include lower drug and alcohol-related health and crime costs.

<http://www.education.gov.uk/publications/eOrderingDownload/DFE-RR087.pdf>

### **Levels of cardiovascular disease and quality of treatment at local level in England**

The Department of Health has launched an online tool, compiled by the South East Public Health Observatory, enabling local health services to compare levels of cardiovascular disease and quality and availability of treatment at local level in England. Key data shows that: cardiovascular disease mortality rates vary from over 55 per cent in Sunderland, Mid Essex and Hartlepool, to around 40 per cent in parts of London and the East of England. Mortality rates in deprived areas in 2009 were more than 2.5 times above those in the least deprived.

<http://www.sepho.org.uk/CVDprofiles.aspx>

### **Mental health of the non-heterosexual population of England**

This research by University College London estimates the rates of mental disorder among 7,403 UK adults, based on the Adult Psychiatric Morbidity Survey 2007. They found that mental problems, including depression, anxiety, obsessive compulsive disorder, phobia, self-harm, suicidal thoughts, and alcohol and drug dependence, were significantly more common among those who considered themselves non-heterosexual.

<http://bjp.rcpsych.org/cgi/content/abstract/198/2/143>

### **Public mental health and wellbeing - the local perspective**

This report, by the NHS Confederation, examines the impact that improving mental health and wellbeing can have on local communities and their health, and social and economic outcomes, and reports on how local leaders are responding to this. The research finds that, although mental health is becoming a priority for local authorities, councils do not have a shared understanding of what it means in practice and calls on LAs to focus on mental wellbeing and engage with communities.

[http://www.nhsconfed.org/Publications/Documents/Report\\_Public\\_mental\\_health\\_well\\_being.pdf](http://www.nhsconfed.org/Publications/Documents/Report_Public_mental_health_well_being.pdf)

### **Count me in 2010: results of the 2010 national census of patients on supervised community treatment in mental health and learning disability services in England and Wales**

Analysis from the Care Quality Commission find that: admission rates differ between white and black and minority ethnic groups and also vary within minority ethnic groups; and, while total numbers of inpatients have fallen since 2005, ethnic differences in admission, detention and seclusion rates have not altered materially.

[http://www.cqc.org.uk/db/documents/Count\\_me\\_in\\_2010\\_FINAL\\_\(tagged\).pdf](http://www.cqc.org.uk/db/documents/Count_me_in_2010_FINAL_(tagged).pdf)

## **ONE TOWER HAMLETS**

### **Community development, cohesion and society**

#### **Who is ready for the big society?**

A *Consulting Inplace* analysis of volunteering in England, finds that levels tended to be higher in affluent rural areas and lower in less affluent urban ones, particularly cities outside the south. West Devon was the local authority area with the highest rate (36 per cent), while Wandsworth had the fifth lowest rate, at 15 per cent.

<http://www.consultinginplace.com/Downloads/Who%20is%20ready%20for%20the%20Big%20Society%20vFINAL.pdf>

#### **The New state of donation: three decades of household giving to charity 1978 - 2008**

Research from Bristol University and the Cass Business School shows that the amount of money households donate to charities as a proportion of their spending has remained unchanged for 20 years: households give 0.4 per cent of their spending to charity today - the same as in 1998.

<http://www.bristol.ac.uk/cmpo/publications/other/stateofdonation.pdf>

### **Working in neighbourhoods in Bradford**

This study for Joseph Rowntree Foundation assesses the contributions that neighbourhood working has made to more active citizenship and to improving public services and neighbourhoods; and considers how localism and the Big Society offer opportunities and risks for neighbourhood working. <http://www.jrf.org.uk/sites/files/jrf/neighbourhood-working-Bradford-full.pdf>

### **Understanding society – early findings**

This report outlines early findings from the first wave of the UK's Household Longitudinal Study by the Institute for Social & Economic Research – the largest household panel study in the world. The survey explores the socio-economic circumstances and attitudes of 100,000 people in 40,000 British households, covering: family relationships; life satisfaction and material well-being of young people; the impacts of bullying at home and school on behaviour problems and unhappiness; labour market research; recession and employment; material well-being; civic engagement; health associations with age, employment and well-being; sleep quality and duration; local environments; and environmental attitudes and behaviour regarding climate change. <http://research.understandingsociety.org.uk/findings/early-findings>

### **Citizenship survey: headline findings - April to December 2010 – England**

This research from CLG shows that: in April-December 2012, 38 per cent of respondents felt they could influence decision making in their local area; 44 per cent said they would like to be more involved in decision making by councils where it affects their neighbourhood; and 33 per cent had participated in civic engagement at least once in the twelve months prior to the interview. <http://www.communities.gov.uk/documents/statistics/pdf/1886779.pdf>

## **Equalities and diversity**

### **Ambition and gender at work**

This Institute of Leadership & Management report presents findings from a survey of 3,000 managers, which finds that 36 per cent of the women and 44 per cent of the over 45s who responded felt that their gender has adversely affected their career progression. Also, half of the female respondents said they had 'high' or 'quite high' levels of confidence, compared to 70 per cent of men, while half had expected to become managers when they started their career, compared to almost two-thirds of men.

<http://www.i-l-m.com/research-and-comment/378.aspx>

### **Student migration in the UK**

Research from IPPR breaks down the economic benefits of foreign students by region, estimating that, for London, international revenue amounts to almost £786m, estimated off-campus expenditure by international students runs to around £584m and total export earnings £1,379m. The report also considers the threat of the immigration caps on genuine international students and the potential revenues for universities and colleges.

[http://www.ippr.org/index.php?option=com\\_ippr&view=publication&id=1824&Itemid=55](http://www.ippr.org/index.php?option=com_ippr&view=publication&id=1824&Itemid=55)

### **Girls' career aspirations**

This study from Ofsted evaluates the extent to which careers education, guidance and other provision raise aspirations and inform the choices of courses and careers by girls and young women, concluding that: some girls are receiving weak careers education, and that work placements are almost all in 'stereotypically female' jobs such as hairdressing; and, even in single-sex schools, the pattern of entries for GCSE and A-level subjects conformed with the national picture of girls' choices.

<http://www.ofsted.gov.uk/Ofsted-home/Publications-and-research/Browse-all-by/Documents-by-type/Thematic-reports/Girls-career-aspirations>

### Public services and governance

#### **Local Government Employment Digest (April 2011 edition)**

This monthly report provides figures and commentary on labour market and pay issues as they affect local government.

<http://www.lga.gov.uk/lga/core/page.do?pagelId=1094987>

#### **Evidence review of smartcard schemes in local authorities (Research Report No 738)**

This study, from the Department for Work & Pensions, reviews good practice and lessons learned about smartcard scheme implementation. Covers: types of services included in schemes; citizen participation; use of data to improve services; user information; communications activities and messages; and scheme evaluation.

<http://research.dwp.gov.uk/asd/asd5/rports2011-2012/rrep738.pdf>

#### **Hutton review of fair pay in the public sector: final report**

This report presents the findings of the Independent Review into Fair Pay in the Public Sector, including recommendations for a new settlement for public sector leadership, under which senior public servants' pay would be directly linked to their performance.

[http://www.hm-treasury.gov.uk/indreview\\_willhutton\\_fairpay.htm](http://www.hm-treasury.gov.uk/indreview_willhutton_fairpay.htm)

# USEFUL ALERTING SERVICES

## RESEARCH RESOURCES: USEFUL ALERTING SERVICES

*To keep up to date with research and policy matters in your field, there are a wide range of useful websites and alerting services available. These include:*

### East London and the City Alliance Health Intelligence Unit - alerting bulletins

The ELCA HIU's Evidence and Library Service (serving TH, N and CH PCTs) publish a weekly Health Information Bulletin, highlighting the latest public health news and a monthly current awareness bulletin, which scans journals for relevant articles. A full archive of bulletins is available at the following link:

<http://publichealthlibrary.wordpress.com/>

To be added to the email list for future bulletins please contact David Nicholls, Library and Information Officer: [david.nicholls1@nhs.net](mailto:david.nicholls1@nhs.net)

### LGAAR Bulletin

This monthly publication from the Local Government Association Analysis and Research (LGAAR) team keeps you informed of key issues and developments in research relevant to local government. Go to this link to read the latest bulletin or to receive the bulletin by email.

<http://www.lga.gov.uk/lga/core/page.do?pageId=1308202>

### LGA e-bulletin services

The LGA also provide an e-bulletin service and the daily news headlines service. These are free to local government officers and you can sign up for particular services. Register at:

<http://www.lga.gov.uk/lga/reg/user-register.do>

### Greater London Authority (GLA) Information Services

The GLA's Information Services team provide alerting services and research bulletins free to London Borough officers and members. Topics covered include community safety and crime, culture, economic and business, environment, management and finance, planning and transport, social policy, housing and health, and the Olympics. For more information, email the GLA Information Services team:

[ISenquiry@london.gov.uk](mailto:ISenquiry@london.gov.uk)

### CLG info4local

Info4local is a government website and email alert service. You can search for publications on particular topics or from certain departments or sign up to their email alerting service.

[www.info4local.gov.uk](http://www.info4local.gov.uk)

### News Distribution Service

The Central Office of Information's News Distribution Service provides electronic delivery of news releases and information direct from central government departments, agencies and other public bodies. You can sign up for regional news releases relating to London at:

<http://nds.coi.gov.uk/>

### Improvement and Development Agency (IDeA) weekly bulletin

The IDeA Knowledge weekly bulletin provides you with links to the latest improvement news from across the public sector, case studies, government guidance and research and feature articles on key issues. Register to receive the weekly bulletin by email:

<http://www.idea.gov.uk/idk/reg/user-register.do>

If you know of any useful alerting services for your areas [email](#) us.